




Welcome to your short trip to Numberland!


Get the Numberland feeling with this little set, then pick what might be relevant for you and your children.



In our rhyming picture book ***My Garden is a Square***, our number friends Zero to Ten introduce themselves and invite us to explore their homes.

- > Includes 6 pages of tips and background information
- > Colouring sheets (in the book and as PDF)
- > Craft your own little Numbertown (PDF)
- > A full Teacher's Guide with even more inspiration

My Garden is a Square, Barbara Schindelhauer and Mark Hansen.
Second, expanded edition 2026. ISBN 978-1-63607-567-9



Let's build a home for Number Four!


Invite your children to decorate the home of Number Four: Anything is possible, as long as it is four objects, or the children can reason why they chose something.

The flowerbeds are our interpretation of five and ten frames. Gardening requires rules, so only one colour and always start at the top left corner, then either fill the first row first before continuing in the second row; or plant in doubles.

My Cut and Play Numberland, Barbara Schindelhauer.
A full Numberland set including tips and pictures.
CALEC 2024 ISBN 978 1636 0743 44.


Also available as PDF directly at calec.org

Also included in this trial set:




Colouring and activity sheets to decorate and possibly collect in a Book of Numbers (folder).

Wall posters with a creative interpretation of number representations



A numeral writing practice, also as blanc version for your own numbers.



Have fun!
Yours, Barbara

ifvl
Barbara Schindelhauer
Am Rosengarten 13
79183 Waldkirch, Germany




barbara.schindelhauer@ifvl.de
www.ifvl.de/en



I live next door, I'm lively **Number Four**,
 To see me, knock four times at my door.
 I wear four beautiful braids in my hair,
 And look at my garden – that's a square!

*What do you notice...
 What do you wonder...
 About this special number?*

- What do we see? What do we wonder? What is happening here or might happen?
- Tip: do not (always) count in ones but rather: Four has 2 yellow and 2 pink flowers, that's 4 flowers in total! She is holding 1 book in her hand and 3 are on the floor!
- Can we find something around us that would match Number Four?
- How about drawing a picture for Number Four?




My Garden is a Square – A Journey through the Homes of Numbers 0-10

Barbara Schindelhauer, Mark Hansen.
 CALEC 2026.
 32 pages, including colouring and crafting activities,
 plus plenty of hands-on tips in the book and online.

ISBN 978-1-63607-567-9

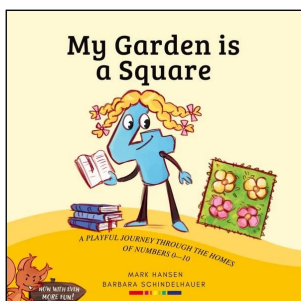


Enjoy colouring me and my friends! A full set is available for downloading and printing (see bonus link).



These colouring sheets are inside the book.

All further pictures from the book are available online as free bonus files for download and printing.



My Garden is a Square – A Journey through the Homes of Numbers 0–10

Barbara Schindelhauer, Mark Hansen.
CALEC 2026.

32 pages, including colouring and crafting activities and plenty of hands-on tips in the book and online.


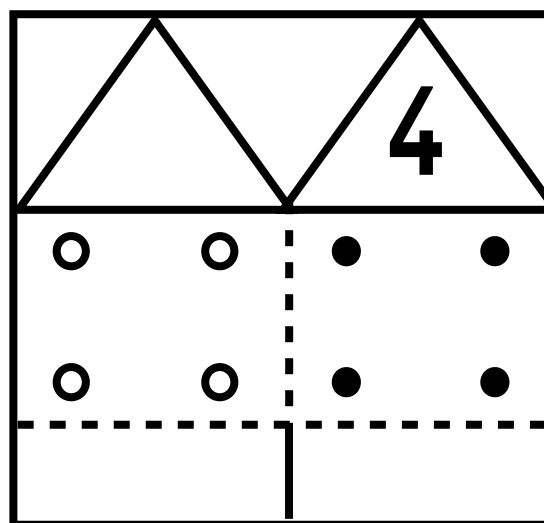


ISBN 978-1-63607-567-9

Craft your own little Numbertown!

A full Numbertown for numbers 0 to 10 is included in the book as a bonus file.

Use it in 2D or 3D.

Colour, cut, fold, glue onto something, use as a memory game...









My Garden is a Square – A Journey through the Homes of Numbers 0–10

Barbara Schindelbauer, Mark Hansen.
CALEC 2026.


32 pages, including colouring and crafting activities and plenty of hands-on tips in the book and online.


ISBN 978-1-63607-567-9

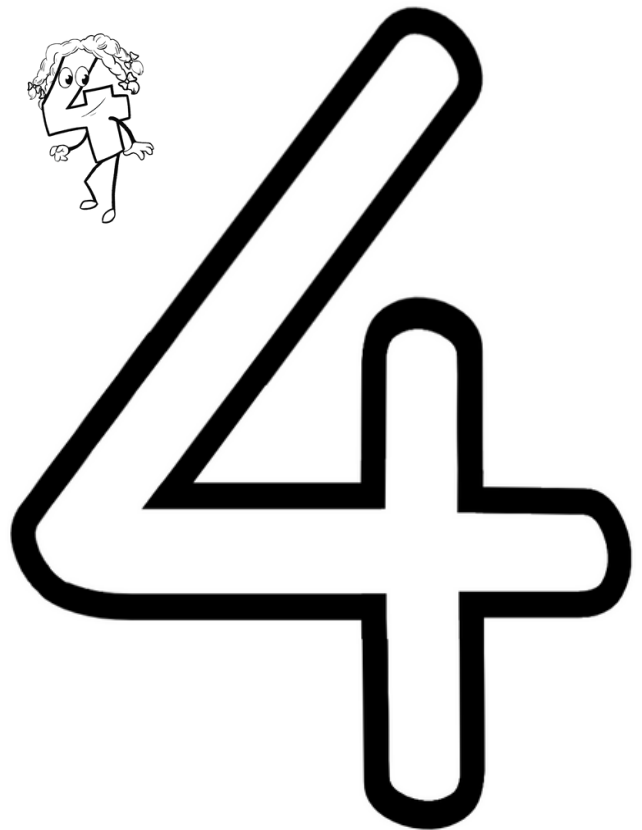


























4										

--	--	--	--	--	--	--	--	--	--	--



--	--	--	--	--	--	--	--	--	--	--	--	--	--	--	--	--	--	--	--	--